

Wether Challenge arrival and show checklist

Goat husbandry support


On arrival at school, record the details of each angora wether.

It is recommended that wethers are kept isolated from any other goats as a bio-security precaution to reduce any risk of disease transmission.

Those schools receiving goats should ensure they have a bio-security plan for incoming and exiting wethers to and from the breeders.

All paperwork has been given by the breeder to the school NVD and animal health statements are in order.

All wethers are tagged with breeder tags and tattooed for identification.



Wether challenge records

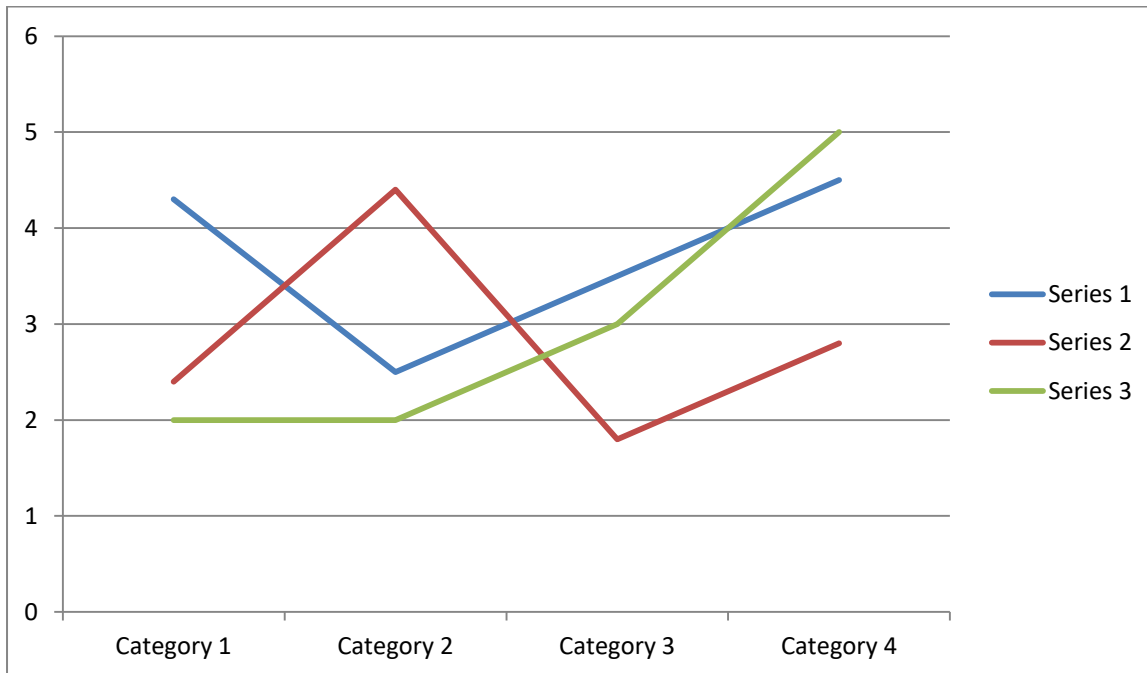
Individual wether	Arrival date
Date of arrival at school	
Date of birth of wether	
Wether tag number	PIC. number
Weight of wether on arrival	
Breeder name	Phone no.
Herd book certificate and genetic line	

Week	Date	Weather and environment	Rations	Weight weekly

Trial feeding and husbandry details

Feeding details	Grain	kgs	Hay	kgs
Husbandry and housing cleaning				
Health management				
Week	Total feed consumed	Total body weight	Average weight (kgs)	Feed conversation ratio
Final week				
Final assessment				
Date				
TOTALS				

Activity: Plot weight gains – create an Excel spreadsheet to plot a graph of weight gain, mohair measurement and feed conversion.



Feed body weight conversion formula:

$$\text{BWI} = \frac{(\text{Final body weight} - \text{Initial body weight})}{\text{Initial Body weight}} \times 100$$

$$\text{SGR} = \frac{(\text{In final weight} - \text{Initial weight})}{\text{Days}} \times 100$$

$$\text{FCR} = \frac{(\text{Feed conversion rate})}{\text{Body Weight Gain}}$$

$$\text{PER} = \frac{\text{Weight Gain}}{\text{Protein Intake}}$$

Preparing for the show checklist



MOHAIR AUSTRALIA
YOUTH PROGRAM

Check list		Ready?
Handling and training	Your wethers will need to be trained to led by a halter and be able to stand in a yoke holder, as well as be quiet while you are preparing your animal for the show. This includes general husbandry practices, like feet trimming, wiggging and crutching ,checking the mouth, and being touched by a stranger to open up the fleece. The wether needs an acceptance of their feet being positioned and standing quietly in the show ring in a line up. Practice as an individual and as a group of your three wethers will help all participants. ALL OH&S standards should be in place while training your animal, and animal welfare standards should be observed	
Washing and cleaning your wether	Angora wethers can be dipped in a deep bath or plunge dip three-to-four days prior to the show, using a detergent/shampoo that won't harm their mohair, or you can groom your goat by removing the dead hair and vegetable matter from the whole fleece. Make sure their feet are clean from all faecal matter before being placed in their show pen, after inspection for external parasites.	
Cleaning their housing and pen area	Keep your animals in a clean area to avoid fleece contamination of vegetable matter and stain. It is ideal to have grating wooden or mesh flooring to house overnight, and a run that is fenced and has grass or pasture for daytime feeding and being outside. Keep the water trough clean, and clean areas where goats may lie on urine and faeces. Provide general wellbeing for your goats.	
Packing list	<p>Please bring along:</p> <ul style="list-style-type: none"> • enough goat food for the time you are at the show • feed bins unless provided by show that are clean • water buckets • hay racks or floppy bins • mesh to place in pens over straw • straw unless otherwise stated to be supplied • rake or broom • school banners • information about your wether/s. 	

Preparing for transport checklist




Checklist		Ready?
Health	Ensure your goats are healthy and you have observed no health issues before transport to the show. Any animals with signs of illness or injury should be reviewed and treated, and not transported. All animals must be fit for transport. Refer to the Animal Welfare Standards.	
Trailer or utility	Plan your trip to include a safe and sound vehicle with a trailer or float. Use a driver who has transported animals and trailer before. For trips over three hours, plan for stops to check the animals, and if over 10 hours, offer and water to the animals	
Mandatory documents	<p>All documents:</p> <ul style="list-style-type: none"> • National Vendor Declaration (NVD) • An animal health statement must accompany you in transit to the show and on return. • Your show entry and what classes you have entered with your animals, and your own entry to the Paraders, and Young Judges. You can enter on the day in some cases. 	

Inspection and weigh in

Attention is drawn to the rules and regulations of entry to the show regarding sick or diseased animals, and the inspector's verification of type, identification, description and eligibility.

Exhibitors are required, if requested, to present copies of current registration papers at the time of inspection on arrival. Schools will be required to participate in the inspection and weigh in.

At the show checklist



Checklist		Ready?
Feeding and watering	Schools are responsible for feeding and watering their goats EVERY DAY of the show. All goats shall be fed and attended to by the students, who are responsible for the cleanliness and proper condition of the pens, and shall be subject to the control of the Chief Steward of the section appointed by the show organisers.	
Cleaning and mucking out	Schools must complete cleaning of pens by the described time in the catalogue. Each school is responsible for removal of soiled straw/ manure from their pens.	
Judging day	To prepare for judging, each school will move their goats (when directed by stewards) to a holding pen adjacent to the judging ring if supplied. During judging, each group of three goats will be led into the ring at the direction of the ring steward (no sticks or whips are to be used on the showground). Stewards and officials will be on hand to direct and assist – we recommend you restrict the number of students entering the ring for ease of movement. The pen of three are judged and returned to their ringside pen or home pen when directed by stewards.	
Learn, learn, learn!	Enjoy the experience and the camaraderie of your fellow students, but also make time to speak to others in the shed. Learn from watching how others prepare their goats and present them in the ring. Don't be afraid to ask exhibitors why they do certain things, or for advice when cleaning or mucking out – they've often been showing for years and are more than happy to help. Feel free to ask for help or feedback from the show officials too.	

Resource:

Adapted from the Sydney Royal Agricultural Show -Schools Wether Challenge